

APPLICATION:

JOB NAME:

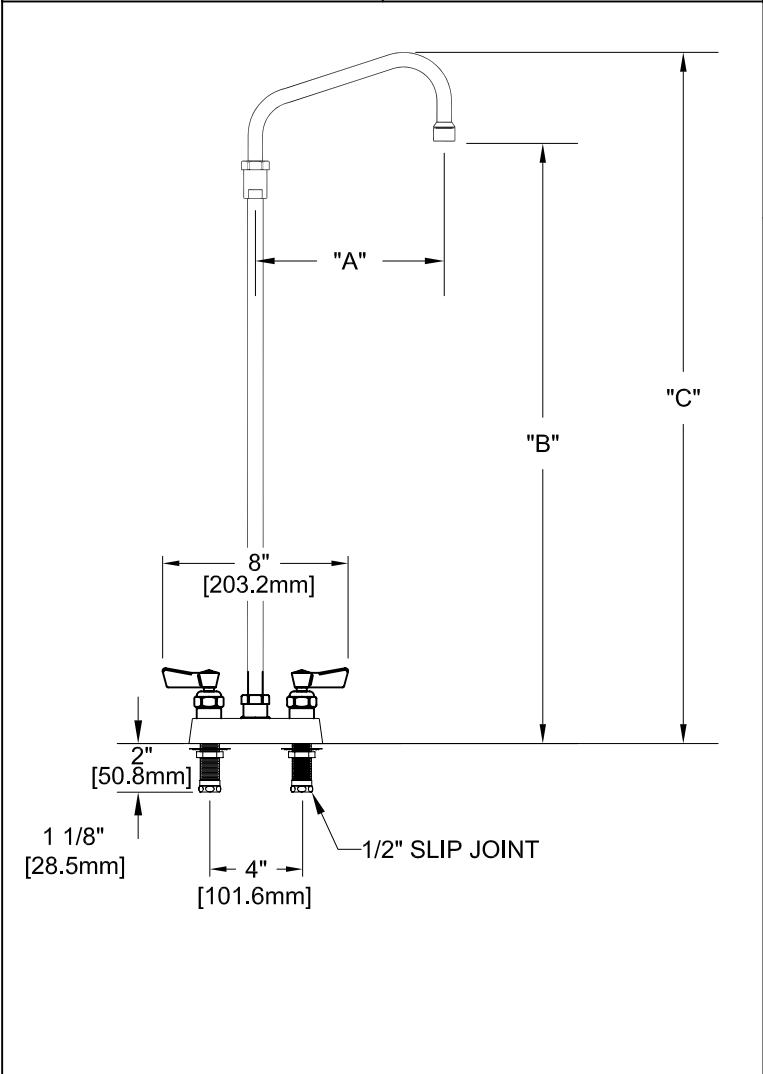
PRODUCT NAME:

4" C/C DECK KETTLE FILLER

QUANTITY:

ITEM NO.

- MODEL:
- 10537 W/6" SWING SPOUT
  - 10545 W/8" SWING SPOUT
  - 10553 W/10" SWING SPOUT
  - 10561 W/12" SWING SPOUT
  - 10588 W/14" SWING SPOUT
  - 10596 W/16" SWING SPOUT



FEATURES

CONTROL VALVE

- \* 4" DECK MOUNT
- \* STAINLESS STEEL CONSTRUCTION
- \* SWIVELLING SEAT DISKS
- \* HOT SIDE STEM - RIGHT HAND
- \* COLD SIDE STEM - LEFT HAND
- \* LEVER HANDLES OR WRIST HANDLES
- \* SWING SPOUT

SYSTEM LIMITS

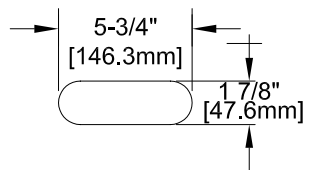
- \* TEMP: 40°F MIN. TO 140°F MAX.
- \* PRESSURE: 200 PSI MAX. STATIC
- \* 2.2 GPM AT 80 PSI

SHIPPING WEIGHT

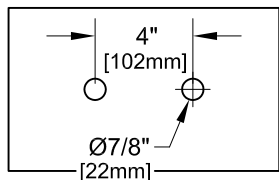
- \* 5.0 LBS
- \* NSF 61-9 APPROVED & LISTED

[www.truesdail.com](http://www.truesdail.com)

FOOTPRINT:



ROUGH-IN:



MODEL	DIM "A"	DIM "B"	DIM "C"
10537	6" [152.4mm]	22-5/8" [574.7mm]	26-1/4" [666.8mm]
10545	8" [203.2mm]	22-7/8" [581.0mm]	26-3/4" [679.4mm]
10553	10" [254.0mm]	23-1/2" [596.9mm]	27-1/4" [692.2mm]
10561	12" [304.8mm]	24-1/8" [612.8mm]	27-11/16" [703.3mm]
10588	14" [355.6mm]	24-13/16" [630.2mm]	28-5/8" [727.1mm]
10596	16" [406.4mm]	25-7/16" [646.1mm]	29-1/4" [743.0mm]

**FISHER**

FISHER MANUFACTURING COMPANY

TOLL FREE: 800-421-6162 - FAX: 800-832-8238

[information@fisher-mfg.com](mailto:information@fisher-mfg.com) - [www.fisher-mfg.com](http://www.fisher-mfg.com)