

JOB NAME:

QUANTITY:

ITEM NO.:

PRODUCT NAME:

LEVER WASTE VALVE

_____ SPECIAL CONFIGURATION
(CHECK BASE MODEL AND OPTIONS)

MODEL:

24767 WITH FLAT STRAINER
& 14" X 18" OVERFLOW

OPTIONS OR MODIFICATIONS:

OTHER _____

FEATURES:

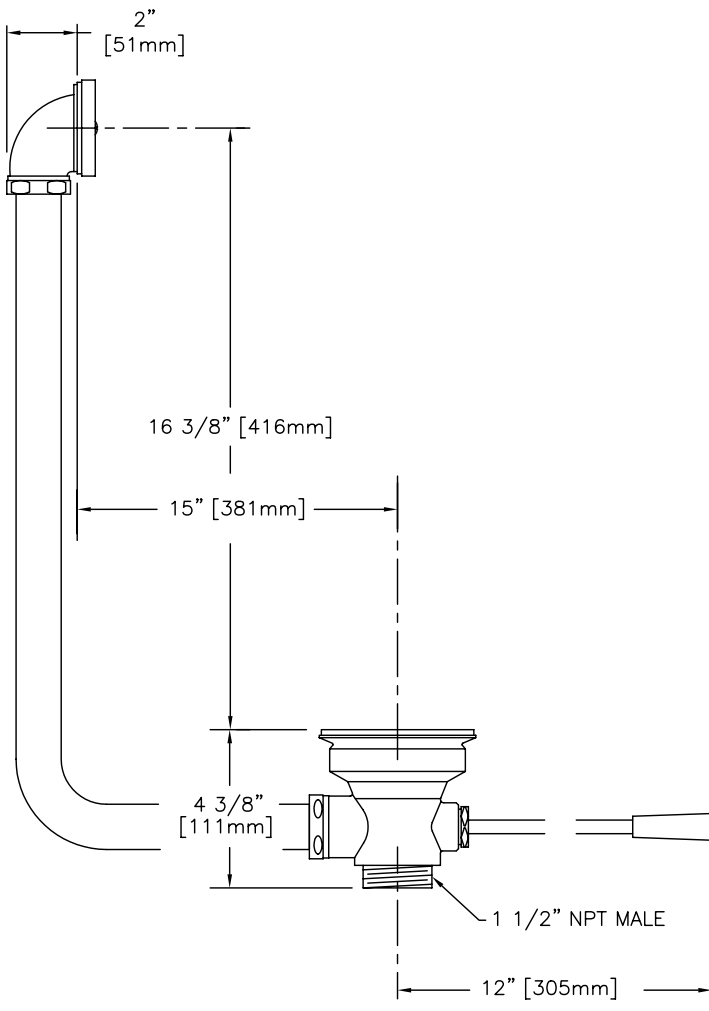
- * 3 1/2" SINK OPENING
- * 1 1/2" DRAIN OPENING
- * CAST BRONZE BODY AND WORKING PARTS
- * CHROME PLATED BODY AND WORKING PARTS
- * FLAT STRAINER
- * CSA CERTIFIED

DRAIN RATE:

* 12 GPM

SHIPPING WEIGHT

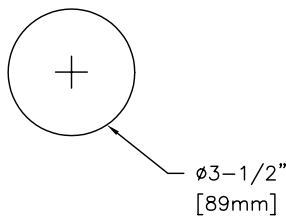
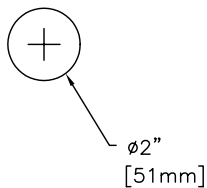
* 6.2 LBS



ROUGH-IN:

OVERFLOW:

DRAIN:



ANSI/A112.18.1M