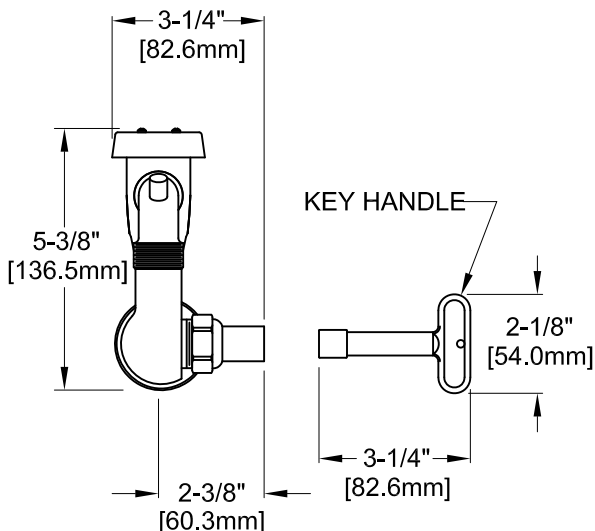
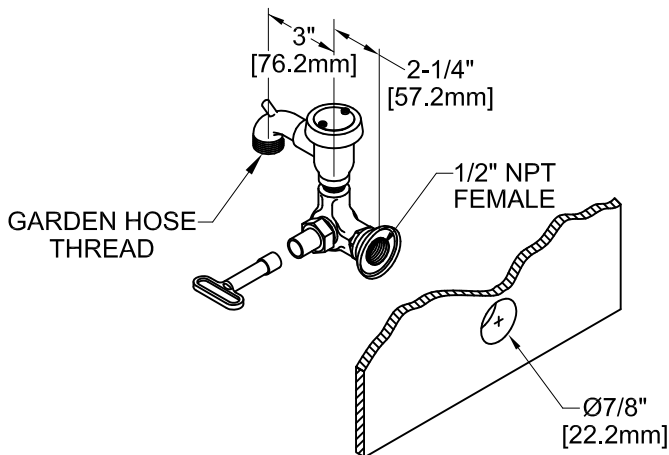




APPLICATION:		PRODUCT NAME: SINGLE WALL SILL FAUCET W/ VACUUM BREAKER, KEY HANDLE	
JOB NAME:		<input type="checkbox"/> SPECIAL CONFIGURATION <input type="checkbox"/> CHECK BASE MODEL AND OPTIONS	
QUANTITY:	ITEM NO.	MODEL: <input type="checkbox"/> 29548	
		OPTIONS OR MODIFICATIONS: <input type="checkbox"/> SUPPLY LINES (24" OR 36") CIRCLE LENGTH <input type="checkbox"/> NIPPLES <input type="checkbox"/> ELBOWS <input type="checkbox"/> OTHER _____	
		FEATURES: * SINGLE WALL * KEY HANDLE * STEM - RIGHT HAND * SWIVELLING SEAT DISKS * STAINLESS STEEL SEATS * STAINLESS STEEL SEAT SCREWS * ATMOSPHERIC VACUUM BREAKER * GARDEN HOSE THREADED SPOUT SYSTEM LIMITS * TEMP: 40°F MIN. TO 160°F MAX. * PRESSURE 200 PSI MAX. STATIC * 13.6 GPM AT 80 PSI SHIPPING WEIGHT * 2.25 LBS	
		ROUGH-IN: 	
 ANSI/A112.18.1M		 FISHER MANUFACTURING COMPANY TOLL FREE: 800-421-6162 - FAX: 800-832-8238 information@fisher-mfg.com - www.fisher-mfg.com	