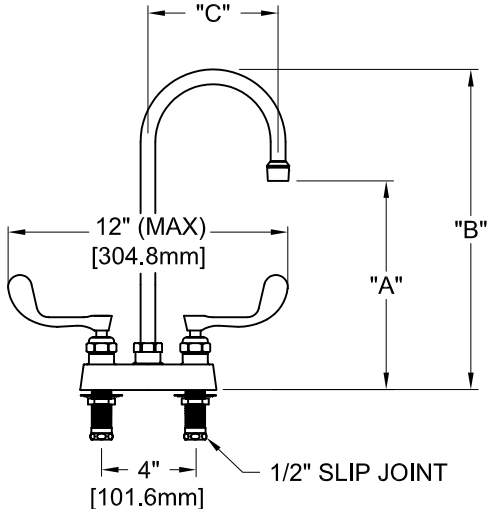
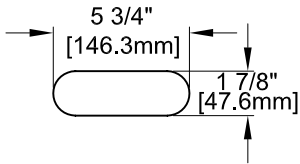
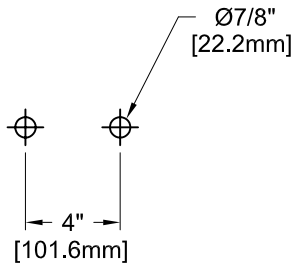




APPLICATION:		PRODUCT NAME: 4" C/C DECK FAUCET													
JOB NAME:		<div style="display: flex; align-items: center;"> <div style="width: 20px; height: 10px; background-color: black; margin-right: 5px;"></div> <div>84808</div> <div style="margin-left: 20px;">SPECIAL CONFIGURATION CHECK BASE MODEL AND OPTIONS</div> </div>													
QUANTITY:	ITEM NO.	MODEL:													
 <p>Technical drawing of the 4" C/C Deck Faucet showing dimensions: Spout height 'B', Spout reach 'C', Spout width 12" (MAX) [304.8mm], Base width 4" [101.6mm], and 1/2" SLIP JOINT.</p>		<div style="display: flex; align-items: center;"> <div style="width: 20px; height: 10px; background-color: black; margin-right: 5px;"></div> <div>3515</div> <div style="margin-left: 10px;">W/ 12" SWIVEL GOOSENECK SPOUT</div> </div> <div style="display: flex; align-items: center;"> <div style="width: 20px; height: 10px; background-color: black; margin-right: 5px;"></div> <div>3525</div> <div style="margin-left: 10px;">W/ 6" SWIVEL GOOSENECK SPOUT</div> </div>													
		OPTIONS OR MODIFICATIONS:													
		<div style="display: flex; align-items: center;"> <div style="width: 20px; height: 10px; background-color: black; margin-right: 5px;"></div> <div>SUPPLY LINES (24" OR 36") CIRCLE LENGTH</div> </div> <div style="display: flex; align-items: center;"> <div style="width: 20px; height: 10px; background-color: black; margin-right: 5px;"></div> <div>VANDAL RESISTANT KIT</div> </div> <div style="display: flex; align-items: center;"> <div style="width: 20px; height: 10px; background-color: black; margin-right: 5px;"></div> <div>HANDLES (CROSS OR WRIST) CIRCLE STYLE</div> </div> <div style="display: flex; align-items: center;"> <div style="width: 20px; height: 10px; background-color: black; margin-right: 5px;"></div> <div>OTHER _____</div> </div>													
		FEATURES:													
FOOTPRINT: 		SYSTEM LIMITS * TEMP: 40°F MIN. TO 140°F MAX. * PRESSURE 200 PSI MAX. STATIC * 2.20 GPM AT 80 PSI													
<table border="1" style="width: 100%; border-collapse: collapse; text-align: center;"> <thead> <tr> <th>MODEL</th> <th>DIM "A"</th> <th>DIM "B"</th> <th>DIM "C"</th> </tr> </thead> <tbody> <tr> <td>3515</td> <td>8-1/2" [215.9mm]</td> <td>12-1/2" [317.5mm]</td> <td>5-1/2" [139.7mm]</td> </tr> <tr> <td>3525</td> <td>4-3/4" [120.7mm]</td> <td>8-3/8" [212.7mm]</td> <td>3-1/2" [88.9mm]</td> </tr> </tbody> </table>		MODEL	DIM "A"	DIM "B"	DIM "C"	3515	8-1/2" [215.9mm]	12-1/2" [317.5mm]	5-1/2" [139.7mm]	3525	4-3/4" [120.7mm]	8-3/8" [212.7mm]	3-1/2" [88.9mm]	SHIPPING WEIGHT * 5.0 LBS	
MODEL	DIM "A"	DIM "B"	DIM "C"												
3515	8-1/2" [215.9mm]	12-1/2" [317.5mm]	5-1/2" [139.7mm]												
3525	4-3/4" [120.7mm]	8-3/8" [212.7mm]	3-1/2" [88.9mm]												
ROUGH-IN: 		 <p>FISHER FISHER MANUFACTURING COMPANY TOLL FREE: 800-421-6162 - FAX: 800-832-8238 information@fisher-mfg.com - www.fisher-mfg.com</p>													
 ANSI/A112.18.1M															