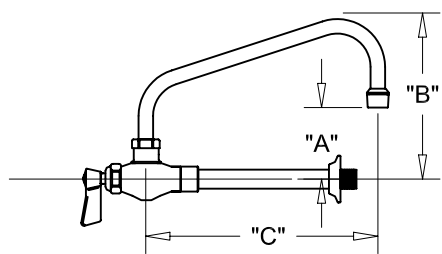
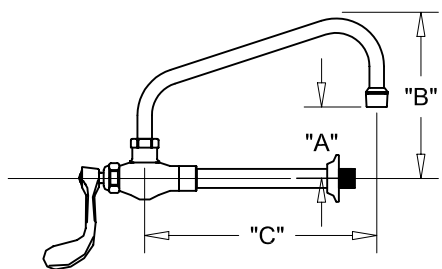


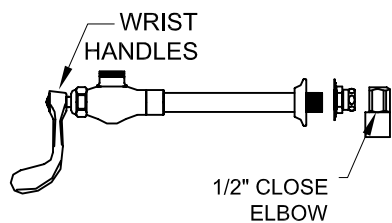
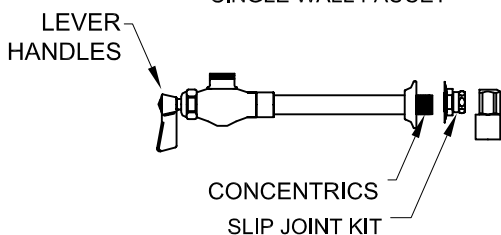
CHINESE RANGE FAUCET W/ LEVER HANDLES



CHINESE RANGE FAUCET W/ WRIST HANDLES

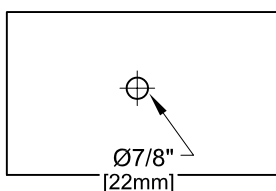


SINGLE WALL FAUCET



ROUGH-IN:

SINGLE WALL



PRODUCT NAME: STAINLESS STEEL
CHINESE RANGE FAUCET

MODEL:

- 58947 W/ 6" SWING SPOUT W/ LEVER HANDLES
- 58955 W/ 8" SWING SPOUT W/ LEVER HANDLES
- 58963 W/ 10" SWING SPOUT W/ LEVER HANDLES
- 58971 W/ 12" SWING SPOUT W/ LEVER HANDLES
- 58998 W/ 14" SWING SPOUT W/ LEVER HANDLES
- 59013 W/ 16" SWING SPOUT W/ LEVER HANDLES
- 59021 W/ 6" SWING SPOUT W/ WRIST HANDLES
- 59048 W/ 8" SWING SPOUT W/ WRIST HANDLES
- 59056 W/ 10" SWING SPOUT W/ WRIST HANDLES
- 59064 W/ 12" SWING SPOUT W/ WRIST HANDLES
- 59072 W/ 14" SWING SPOUT W/ WRIST HANDLES
- 59080 W/ 16" SWING SPOUT W/ WRIST HANDLES

FEATURES

CONTROL VALVE

- * CHINESE RANGE
- * CONCENTRICS OR ECCENTRICS
- * STAINLESS STEEL CONSTRUCTION
- * SWIVELLING SEAT DISKS
- * HOT SIDE STEM - RIGHT HAND
- * COLD SIDE STEM - LEFT HAND
- * LEVER HANDLES OR WRIST HANDLES
- * 1/2" CLOSE ELBOWS
- * SWING SPOUT

SYSTEM LIMITS

- * TEMP: 40°F MIN. TO 140°F MAX.

SHIPPING WEIGHT

- * 5.0 LBS

* NSF 61-9 APPROVED & LISTED

www.truesdail.com

MODELS	DIM "A"	DIM "B"	DIM "C"
58947 59021	2-1/4" [57mm]	5-7/8" [149mm]	6" [152mm]
58955 59048	2-1/2" [64mm]	6-3/8" [162mm]	8" [204mm]
58963 59056	3-1/8" [79mm]	6-7/8" [175mm]	10" [254mm]
58971 59064	3-3/4" [95mm]	7-3/8" [187mm]	12" [305mm]
58998 59072	4-3/8" [111mm]	8-1/4" [210mm]	14" [356mm]
59013 59080	5" [127mm]	8-7/8" [225mm]	16" [406mm]

FISHER

FISHER MANUFACTURING COMPANY

TOLL FREE: 800-421-6162 - FAX: 800-832-8238

information@fisher-mfg.com - www.fisher-mfg.com

ANSI/A112.18.1-2005