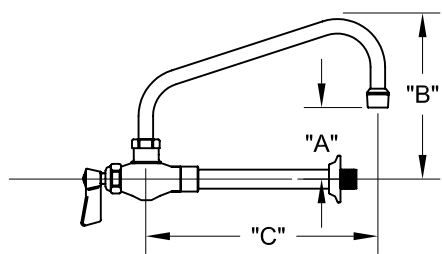
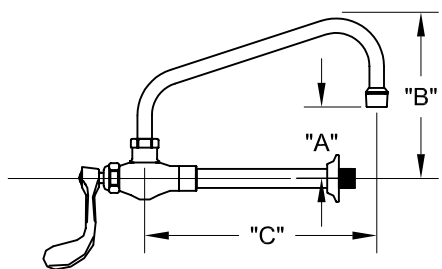


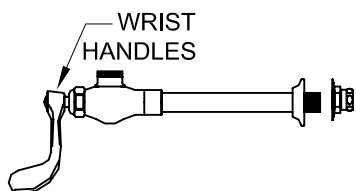
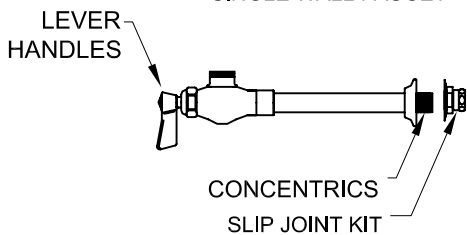
CHINESE RANGE FAUCET W/ LEVER HANDLES



CHINESE RANGE FAUCET W/ WRIST HANDLES

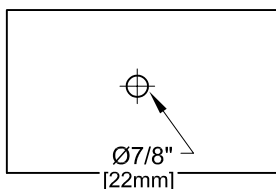


SINGLE WALL FAUCET



ROUGH-IN:

SINGLE WALL



PRODUCT NAME: STAINLESS STEEL CHINESE RANGE FAUCET

MODEL:

- 69345 W/ 6" SWING SPOUT W/ LEVER HANDLES
- 69353 W/ 8" SWING SPOUT W/ LEVER HANDLES
- 69361 W/ 10" SWING SPOUT W/ LEVER HANDLES
- 69388 W/ 12" SWING SPOUT W/ LEVER HANDLES
- 69396 W/ 14" SWING SPOUT W/ LEVER HANDLES
- 69418 W/ 16" SWING SPOUT W/ LEVER HANDLES
- 69426 W/ 6" SWING SPOUT W/ WRIST HANDLES
- 69434 W/ 8" SWING SPOUT W/ WRIST HANDLES
- 69442 W/ 10" SWING SPOUT W/ WRIST HANDLES
- 69450 W/ 12" SWING SPOUT W/ WRIST HANDLES
- 69469 W/ 14" SWING SPOUT W/ WRIST HANDLES
- 69477 W/ 16" SWING SPOUT W/ WRIST HANDLES

FEATURES

CONTROL VALVE

- \* CHINESE RANGE
- \* CONCENTRICS OR ECCENTRICS
- \* STAINLESS STEEL CONSTRUCTION
- \* SWIVELLING SEAT DISKS
- \* HOT SIDE STEM - RIGHT HAND
- \* COLD SIDE STEM - LEFT HAND
- \* LEVER HANDLES OR WRIST HANDLES
- \* 1/2" CLOSE ELBOWS
- \* SWING SPOUT

SYSTEM LIMITS

- \* TEMP: 40°F MIN. TO 140°F MAX.

SHIPPING WEIGHT

- \* 5.0 LBS

\* NSF 61-9 APPROVED & LISTED

[www.truesdail.com](http://www.truesdail.com)

MODELS	DIM "A"	DIM "B"	DIM "C"
69345 69426	2-1/4" [57mm]	5-7/8" [149mm]	6" [152mm]
69353 69434	2-1/2" [64mm]	6-3/8" [162mm]	8" [204mm]
69361 69442	3-1/8" [79mm]	6-7/8" [175mm]	10" [254mm]
69388 69450	3-3/4" [95mm]	7-3/8" [187mm]	12" [305mm]
69396 69469	4-3/8" [111mm]	8-1/4" [210mm]	14" [356mm]
69418 69477	5" [127mm]	8-7/8" [225mm]	16" [406mm]

**FISHER**

FISHER MANUFACTURING COMPANY

TOLL FREE: 800-421-6162 - FAX: 800-832-8238

information@fisher-mfg.com - www.fisher-mfg.com