

APPLICATION:

PRODUCT NAME:
8" C/C DECK FAUCET

JOB NAME:

_____ SPECIAL CONFIGURATION
 _____ CHECK BASE MODEL AND OPTIONS

QUANTITY:

ITEM NO.

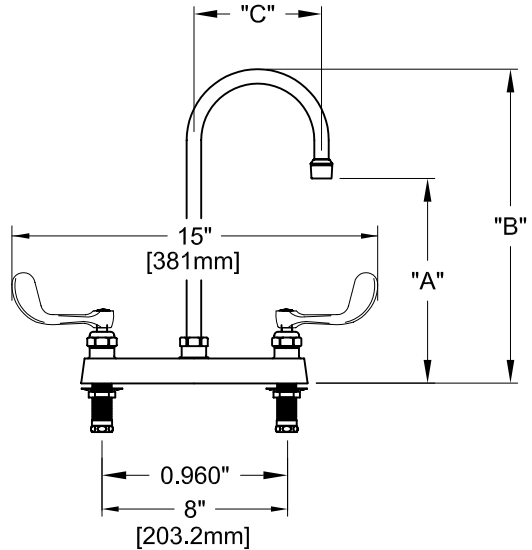
MODEL:
 90751 W/ 12" SWIVEL GOOSENECK SPOUT
 96032 W/ 6" SWIVEL GOOSENECK SPOUT

OPTIONS OR MODIFICATIONS:
 SUPPLY LINES (24" OR 36") CIRCLE LENGTH
 VANDAL RESISTANT KIT
 HANDLES (CROSS OR WRIST) CIRCLE STYLE
 OTHER _____

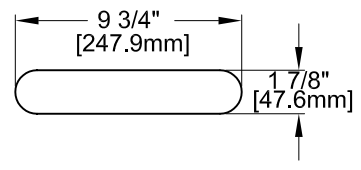
FEATURES:
* 8" C/C DECK MOUNT
* SWIVELING SEAT DISKS
* HOT SIDE STEM - RIGHT HAND
* COLD SIDE STEM - LEFT HAND
* STAINLESS STEEL SEATS
* STAINLESS STEEL SEAT SCREWS
* STAINLESS STEEL HANDLE SCREWS
* 1/2" SLIP JOINT

SYSTEM LIMITS
* TEMP: 40°F MIN. TO 140°F MAX.
* PRESSURE 200 PSI MAX. STATIC
* 2.20 GPM AT 800 PSI

SHIPPING WEIGHT
* 5.5 LBS

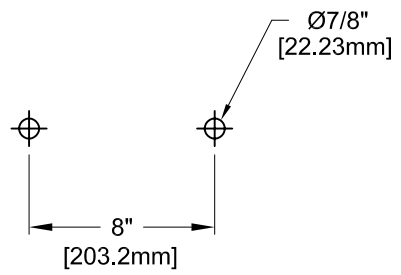


FOOTPRINT:



MODEL	DIM "A"	DIM "B"	DIM "C"
90751	8-1/2" [215.9mm]	12-1/2" [317.5mm]	5-1/2" [139.7mm]
96032	4-3/4" [120.7mm]	8-5/16" [211.1mm]	3-1/2" [88.90mm]

ROUGH-IN:



FISHER
FISHER MANUFACTURING COMPANY
TOLL FREE: 800-421-6162 - FAX: 800-832-8238
information@fisher-mfg.com - www.fisher-mfg.com